

Residential | Commercial

## Designed & Engineered in Silicon Valley

### 370W | 365W | 360W

Our DNA™ Split Cell Series impressively combines advanced solar technologies to maximize performance. Our patented Dual Nano Absorber (DNA™) Technology allows the panel to operate at high-efficiencies in extreme temperatures. Contact our sales team today to learn more about our line of high-efficiency solar panels.



Patented DNA™ technology boosts power performance & module efficiency



Advanced split cell technology with 9 ultra-thin busbars allows for less resistance and more photon capture



Ideal solution for applications affected by shading



All-black design for pristine aesthetics  
No excessive silver bussing or ribbons



Robust product design is resilient in extreme weather. Up to 5400 Pa snow load and 6200 Pa wind load



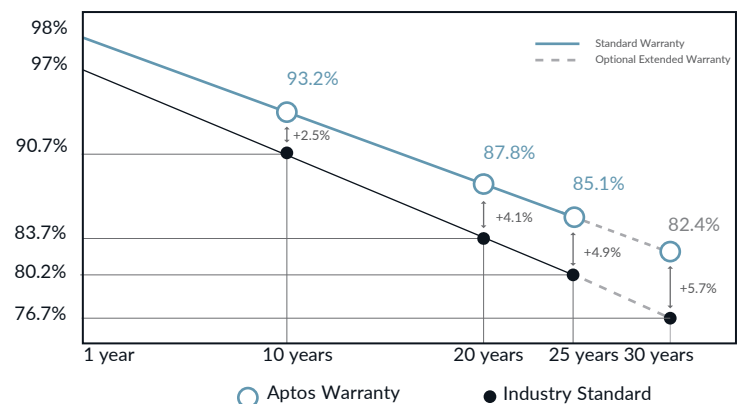
Intertek  
UL61730-1,  
UL61730-2  
UL61215

30 Year  
Warranty

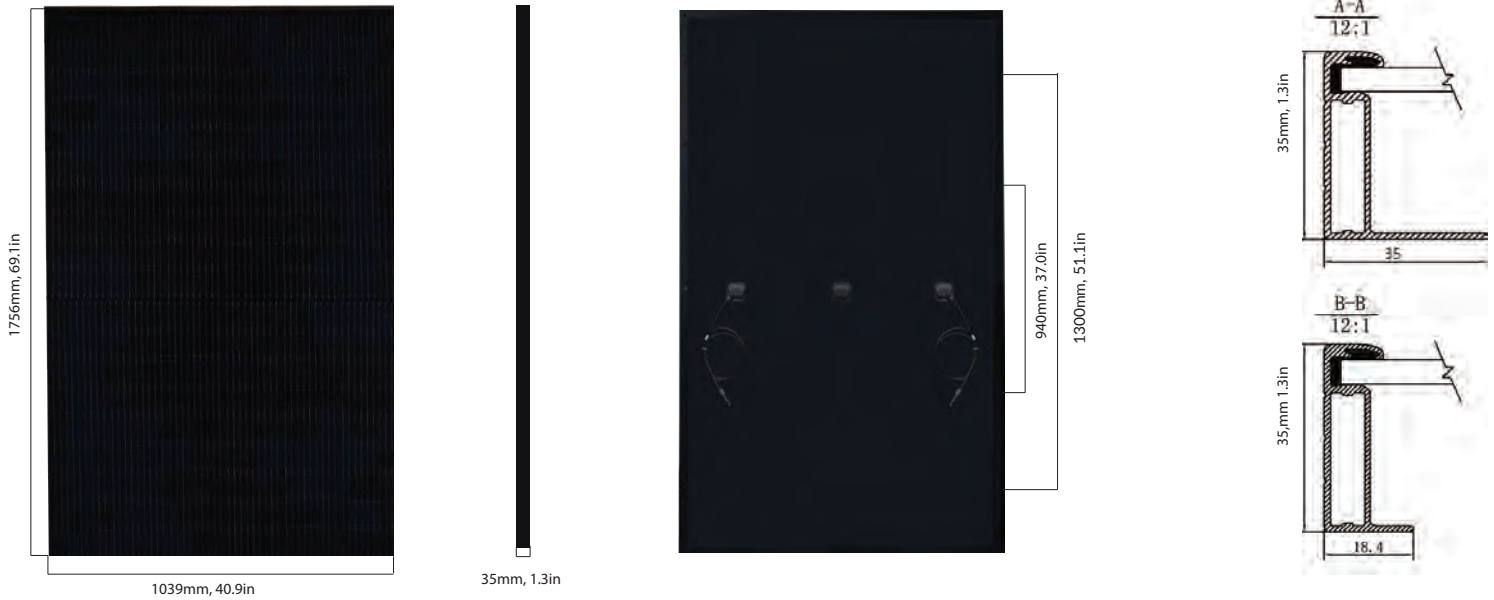
3X IEC  
Standards

RETC Top  
Performer

### Linear Performance Warranty



3140 De La Cruz Blvd., Ste  
200 Santa Clara, CA 95054  
www.aptosolar.com  
info@aptosolar.com



Electrical Specifications

	DNA-120-MF26-360W	DNA-120-MF26-365W	DNA-120-MF26-370W
STC Rated Output $P_{mpp}$ (W)	360W	365W	370W
Module Efficiency	19.73%	20.01%	20.29%
Open Circuit Voltage $V_{oc}$ (V)	40.6	40.7	40.8
Short Circuit Current $I_{sc}$ (A)	11.24	11.36	11.51
Rated Voltage $V_{mmp}$ (V)	33.8	33.96	34.06
Rated Current $I_{mmp}$ (A)	10.66	10.75	10.87

Standard Test Conditions for front-face of panel: 1000 W/m<sup>2</sup>, 25°C, measurement uncertainty ≤3%

Mechanical Properties

Cell Type	Monocrystalline
Glass	3.2mm, anti-reflection coating, high transmission, low iron, tempered glass
Frame	Anodized Aluminum Alloy
Junction Box	IP68
Dimensions	1756 X 1039 X 35mm, 69.1 X 40.9 X 1.3 in
Output Cable	4mm <sup>2</sup> (EU)12AWG
Weight	46.9lbs.(21.3kg)
Cable Length	47.24in,1200mm
Encapsulant	POE

Temperature Coefficients

Temperature Coefficients $P_{mmp}$	-0.38%
Temperature Coefficients $I_{sc}$	+0.05%/°C
Temperature Coefficients $V_{oc}$	-0.29%/°C
Normal Operating Cell Temperature (NOCT)	44°C

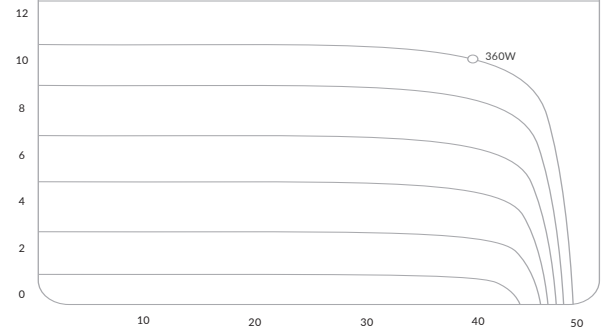
Test Operating Conditions

Maximum Series Fuse	20A
Maximum System Voltage	1,000 VDC (UL&IEC)
Maximum Load Capacity (Tested to UL 1703)	5400 Pa Snow Load/ 6200 Pa Wind Load
Fire Performance Class	Class C/Type 1

Packaging Configuration

Number of Modules per Pallet	31
Number of Pallets per 40ft. Container	26
Pallet Dimensions	1770 X 1090 X 2365
Pallet Weight (kg)	684.3
Container Weight (kg)	17923

I-V Curve



Certifications

