

Residential | Commercial

Designed & Engineered in Silicon Valley 440W | 445W | 450W

Our DNA™ Split Cell Series impressively combines advanced solar technologies to maximize performance. Our patented Dual Nano Absorber (DNA™) Technology allows the panel to operate at high-efficiencies in extreme temperatures. Contact our sales team today to learn more about our line of high-efficiency solar panels.



Patented DNA™ technology boosts power performance & module efficiency



Advanced split cell technology with 9 ultra-thin busbars allows for less resistance and more photon capture



Ideal solution for applications affected by shading



All-black design for pristine aesthetics
No excessive silver bussing or ribbons



Robust product design is resilient in extreme weather. Up to 5400 Pa snow load and 6200 Pa wind load



30 Year
Warranty

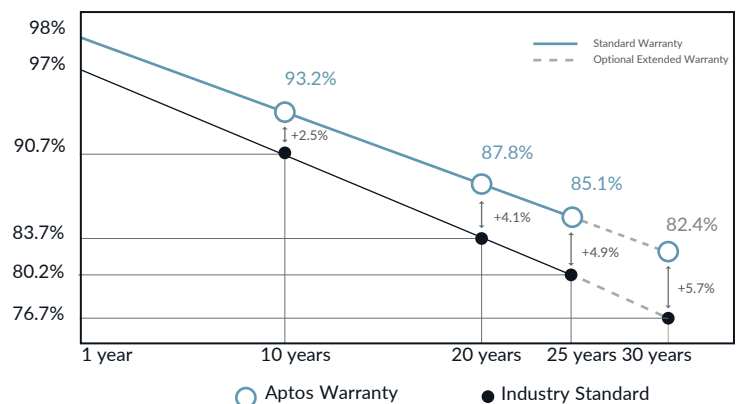
3X IEC
Standards

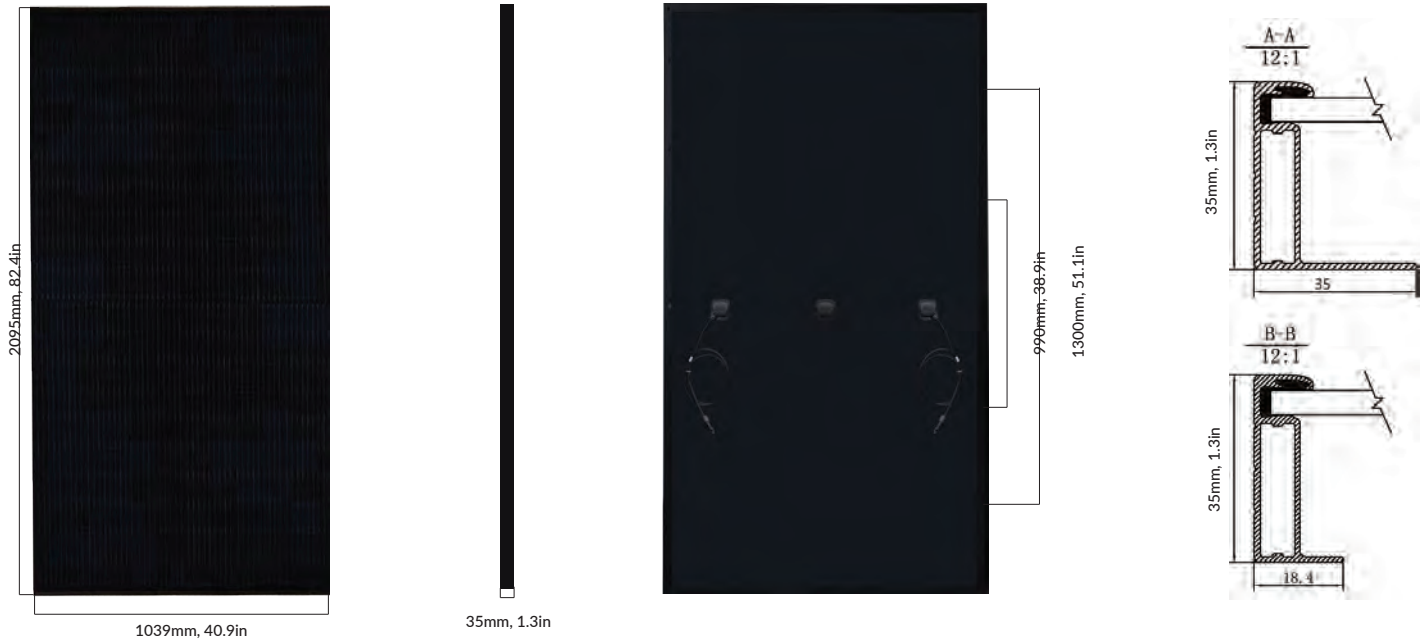
RETC Top
Performer



3140 De La Cruz Blvd., Ste
200 Santa Clara, CA 95054
www.aptosolar.com
info@aptosolar.com

Linear Performance Warranty





Electrical Specifications

	DNA-144-MF26-440W	DNA-144-MF26-445W	DNA-144-MF26-450W
STC Rated Output P_{mpp} (W)	440W	445W	450W
Module Efficiency	20.21%	20.43%	20.66%
Open Circuit Voltage V_{voc} (V)	49.9	50.1	50.3
Short Circuit Current I_{sc} (A)	11.33	11.40	11.47
Rated Voltage V_{mmp} (V)	41.0	41.2	41.4
Rated Current I_{mmp} (A)	10.74	10.81	10.88

Standard Test Conditions for front-face of panel: 1000 W/m², 25°C, measurement uncertainty ≤3%

Mechanical Properties

Cell Type	Monocrystalline
Glass	3.2mm, anti-reflection coating, high transmission, low iron, tempered glass
Frame	Anodized Aluminum Alloy
Junction Box	IP68
Dimensions	2095 X 1039 X 35mm, 82.4 X 40.9 X 1.3in
Output Cable	4mm ² (EU)12AWG
Weight	53.13lbs.(25.1kg)
Cable Length	47.24in,1200mm
Encapsulant	POE

Temperature Coefficients

Temperature Coefficients P_{mmp}	-0.38%
Temperature Coefficients I_{sc}	+0.05%/°C
Temperature Coefficients V_{oc}	-0.29%/°C
Normal Operating Cell Temperature (NOCT)	44°C

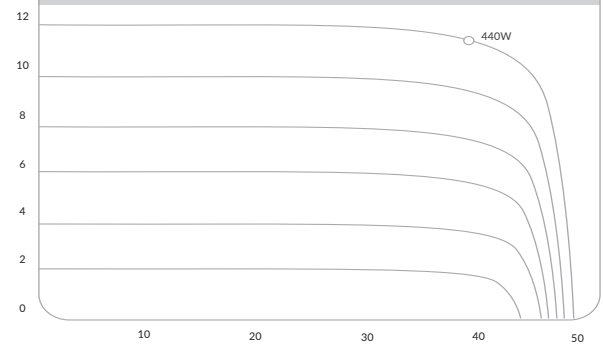
Test Operating Conditions

Maximum Series Fuse	20A
Maximum System Voltage	1,000 VDC (UL&IEC)
Maximum Load Capacity (Tested to UL 1703)	5400 Pa Snow Load/ 6200 Pa Wind Load
Fire Performance Class	Class C/Type 1

Packaging Configuration

Number of Modules per Pallet	31
Number of Pallets per 40ft. Container	22
Pallet Dimensions	2110 X 1120 X 2365mm, 83.0 X 44.0 X 93.1in
Pallet Weight (kg)	810.1
Container Weight (kg)	17823

I-V Curve



Certifications

