



DNA™ 108-Monofacial

Solar for Innovators

400W | 405W | 410W

DNA-108-MF10-400W

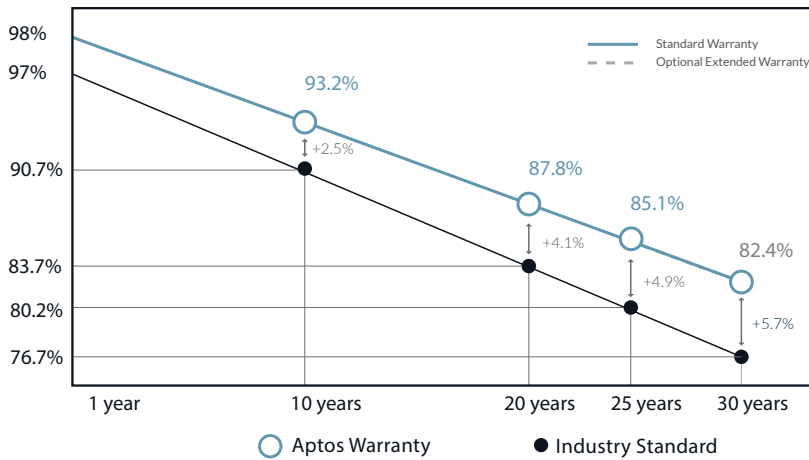
Residential | Commercial

Our DNA Split Cell Series uses advanced selective emitter PERC technology with thin film layers to improve heat tolerance, maximize energy harvest, minimize resistive loss, and use 5% more of the available active area for optimal power performance.



Designed & Engineered In Silicon Valley

Linear Performance Warranty



Key Features



Advanced Technology

Patented DNA™ technology boosts power performance & module efficiency.



Aesthetics

All black design with advanced split cell technology features 10 ultra-thin busbars that allow for less resistance and greater energy harvest.



Miami-Dade Approved

Miami-Dade County wind load certified to withstand up to 5400 Pa.



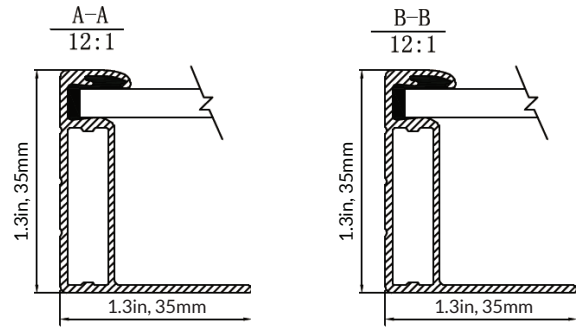

Awards

Winners of the Leadership in Solar Energy award for three consecutive years and listed as one of the Top Solar Products from 2021-2022.



Bankable Investment

Comprehensive warranty that covers both **30-year product** and **30-year power** performance.



Electrical Specifications

	DNA-108-MF10-400W	DNA-108-MF10-405W	DNA-108-MF10-410W
STC Rated Output P_{mpp} (W)	400W	405W	410W
Module Efficiency	20.48%	20.74%	20.99%
Open Circuit Voltage V_{oc} (V)	37.04	37.23	37.32
Short Circuit Current I_{sc} (A)	13.79	13.87	13.95
Rated Voltage V_{mmp} (V)	31.01	31.21	31.45
Rated Current I_{max} (A)	12.90	12.98	13.04

Standard Test Conditions for front-face of panel: 1000 W/m², 25°C, measurement uncertainty $\leq 3\%$

Mechanical Properties

Cell Type	Monocrystalline
Glass	3.2mm, anti-reflection coating, high transmission, low iron, tempered glass
Frame	Anodized Aluminum Alloy
Junction Box	IP68
Dimensions	67.7 X 44.6 X 1.3 in, 1722 X 1134 X 35 mm
Weight	48.5lbs. (21.5kg)
Output Cable	4mm ² (EU)12AWG
Cable Length	47.2 in.(1200mm)
Encapsulant	POE
Connector Type	Staubli EVO2

Temperature

Temperature Coefficients P_{mmp}	-0.35%/°C
Temperature Coefficients I_{sc}	+0.054%/°C
Temperature Coefficients V_{oc}	-0.27%/°C
Nominal Operating Cell Temperature (NOCT)	45°C

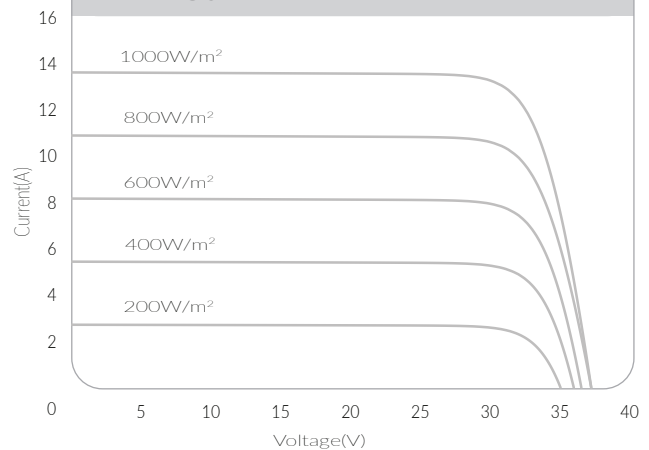
Test Operating Conditions

Maximum Series Fuse	25A
Maximum System Voltage	1,500 VDC (UL&IEC)
Maximum Load Capacity (Per UL 1703)	5400 PA Snow Load / 5400 Pa Wind Load
Fire Performance Class	Class C/Type 1

Packaging Configuration

Number of Modules per Pallet	31
Number of Pallets per 40ft. Container	26
Pallet Dimensions	68.97 X 44.48 X 49.76 in, 1752 X 1130 X 1264 mm
Pallet Weight (lbs)	1504
Modules per 40ft. Container	806

I-V Curve



Certifications

