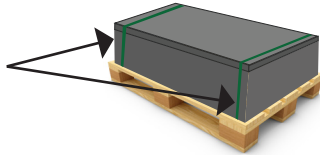


Unpacking Instructions




1

Cut the outer, green, plastic bands.



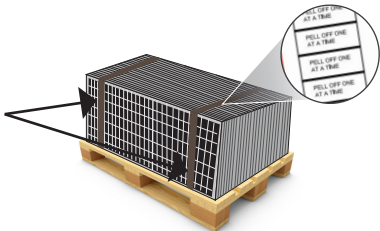
2

Remove the cardboard box by lifting it up. Do not cut the cardboard box. Avoid damaging panels with tools. For storage, you can put the box back.




3

Bend the perforated cardboard up and remove one panel at a time.




4

Have one person watch and support the panels from falling over. If necessary, use a stand to support the panels from falling over.




5

Two people lift the panel one at a time by lifting the panel up with 5 both hands.



6


Lay the panels on the pallet away from the glass side.



Handling Guidelines

- Inspect pallet upon receiving
- Do not drop or place objects on pallet
- Do not lift panel by the wires or junction box
- Keep sharp objects from touching the backside of panels
- Use Long forklifts at least 72 in
- Make sure all electrical contacts are clean and dry

- Store pallets in dry, low-humidity environment
- Partial storage must be banded and put the cardboard box back



ALERT: It takes two people to properly and safely unpack Aptos Solar Technology solar panels